

## Archdiocese of Philadelphia - Vocation Awareness Week Unit Plan

Title of unit: God Made Me Special and Has a Great Plan for Me

Grade level: Kindergarten

Approximate time needed for unit completion: 1 week

Start date: Monday of VAW

---

### DESIRED RESULTS

#### **Established Goals/Content Standards: (from Kindergarten Religion Guidelines)**

- God the Father made the world, me and everyone I know.
- We belong to the Catholic Church.
- The Catholic Church was founded by Jesus Christ.
- We become members of the Catholic Church by Baptism, Confirmation and Eucharist.
- God the Father created the universe and all that is in it.
- We celebrate Saints and all those people who have died and are now in heaven.
- Sacraments help us to live as God asks us to live.
- Sacraments give special graces that help us.

#### **Enduring Understandings:**

**Overarching:** As children of God and members of His Church, we all have a special calling from God.

**Topical:** All of us are created by God and very special in His eyes. We are asked to use our special gifts and talents to serve the Lord and one another.

#### **Essential Questions:**

- What role does God play in our lives?
- What is faith?
- What is the Bible?
- What is the Church?
- What is worship?
- When do we become children of God?
- What does God call us to do?
- What is the Sacrament of Holy Orders?
- What are the Sacraments?
- What is the Mass?
- What is prayer?

**Unit Questions:**

- Why did God make me?
- When do I become a member of God's family?
- Does God have a special plan for me?
- Who has a special calling from God?
- How did Saint Francis follow the path God chose for him?
- Will God always be watching over us and protecting us?
- Does God ask us to use our gifts and talents to serve Him and one another?
- What is religious life? Who is a bishop, deacon, priest?
- What is the Sacrament of Matrimony?

**Student Objectives/Learning Activity Outcomes/I can...**

1. I can realize that God made me.
2. I can understand that God loves every one of us no matter what we look like or how different we are.
3. I can tell you that God loves me and made me special.
4. I can name at least one way that God made me special.
5. I can draw a picture of myself and identify what is special about me.
6. I can determine that God made me with unique abilities.
7. I can tell you that God gives us each special gifts/talents.
8. I can realize that God has a special plan for me.
9. I can follow Jesus by loving and serving others.
10. I can think and draw a way to use my hands to show love and help someone.
11. I can listen to the story of the Good Shepherd and act out the story.
12. I can apply the story about St. Francis to know how I should follow God's plan for me.
13. I can write and draw a way to bring peace to others by using my talents.
14. I can talk to God through prayer.

## ASSESSMENT EVIDENCE

Assessment evidence should correlate with **Student Objectives/Learning Activity Outcome/I can... above.**

### **Performance Tasks:**

1. God made me and has a plan for me self-portrait. Have the students create their image using the outline for boy or girl. Let them use the mirror to help them identify their eye, hair and skin color. Provide various colored crayons or colored pencils for them to choose from. Yarn can be used for the hair. Hang the "Special Self-Portraits" up in the classroom for the week.
2. Love and Serve Hands. Brainstorm ways that we can use our hands to serve God and help others. Students will draw someone they love on the "right" hand and then something they can do using their gifts/talents to show their love for them on the "left" hand.
3. Students can make a shepherd and sheep to remember and act out the story of the Good Shepherd.
4. Write in journals about one way they can be like St. Francis and be a peacemaker. Tell the children that St. Francis' actions brought peace to the people around him. Ask: In what ways can you bring peace and God's love to others?

### **Final Assessment:**

Give each student a circle smiley face and a circle sad face. Read the following statements and have students show the smiley face for "yes that's true!" and sad face for "no, that's not true."

1. God loves me. ☺
2. Priests have a special calling from God. ☺
3. Everyone is the same. ☹
4. Jesus is the Good Shepherd.
5. God has the same plan for everyone. ☹
6. Saint Francis followed his vocation. ☺

### **Other Evidence:**

1. Students' ability to gradually incorporate faith knowledge into decision-making and class discussions.
2. Answering of comprehension questions during/after reading books.
3. Participation in prayer service.
4. Answers and observations throughout the week.

---

## MATERIALS and RESOURCES


- **Poem/Action Song:** I AM SPECIAL (sing to the tune of Frère Jacques)  
I am special (point to yourself) I am special  
Don't you see? (make binoculars with your fingers) Don't you see?  
Someone very special (hands out to the side, palms up) Someone very special  
'Cause God (point to heaven) made me (point to yourself) God made me!  
I am special (point to yourself) I am special  
I can pray (fold hands in prayer) I can pray  
To do what Jesus asks me (both hands reaching up to the sky) To do what Jesus asks me  
Everyday (left hand down to side) Everyday (right hand down to side)

- **Poem/Prayer:**

**God Made Me Special**

My face is my own, and so is my name.  
 I am like many others, but not just the same.  
 I am glad that I am. I am happy to be,  
 Like so many others, yet special, that's ME!  
 God made me to be special, and so I smile and say,  
 O God, I want to thank you, for making me this way!

- **Books:** Designed by God So I Must Be Special by Character Builders for Kids, We are All Alike...We Are All Different by Cheltenham Elementary School Kindergartners, You Are Special by Max Lucado



- **Music:** Every Person is a Gift of God, Teaching Peace, All You Works of God, Children of God, Wondrous Work of Art, Make Me a Channel of Your Peace
- Video Clips/songs, Happy/sad faces for final assessment, box with a lid, mirror
- Children of the World by Amy Grant  
[https://www.youtube.com/watch?v=JlyzYyhCD7o&feature=player\\_embedded](https://www.youtube.com/watch?v=JlyzYyhCD7o&feature=player_embedded)  
 Veggie Tales- God Loves Me - <https://www.youtube.com/watch?v=Nlnuv5rOsvA>  
 If I were a Butterfly- <https://www.youtube.com/watch?v=7jA1hARcmzo>  
 Kids Prayer - <https://www.youtube.com/watch?v=6foPGcWAAo>

## LEARNING PLAN

### Lesson 1- (Learning Activity Outcome # 1,2,3,4,5)

Monday

1. Prepare ahead of time, a box with a lid. Place a mirror inside facing upward so the students will see their reflection. Tell the student that inside the box is something very special that God made. Allow each student to look inside, see their reflection but don't say anything until everyone has had a turn. Make the conclusion that God made each of us and we are all very special to Him.
2. Sing the action poem: *I Am Special* (see materials). Discuss that Jesus wants us to use our special gifts to help others.

Discuss that each of us have special gifts that God has given us. Remind them that God calls each of us to belong to him in a special way and to live the plan He has for us (our vocation).

3. Play this game. Play a recording of lively music and have youngsters pass a handheld mirror around the circle. It could be the same mirror from the box. When you stop the music, the child holding the mirror looks in it and completes the sentence "I am special because..." Encourage students to think of attributes other than appearance and lead to special gifts or talents, such as being kind to others or being a fast runner. Continue until each child has had the chance to share what makes him special. Reaffirm each statement and say, God loves (*child's name*) and made you special.
4. End with this prayer: Dear God, you made me. You knew me before I was born. You always know where I am, what I'm doing, and what I'm thinking. I believe that you love me and care about me. Thank You for all my gifts and talents. Help me to live the plan you have for me. Amen.

This prayer could be repeated throughout the week during morning meeting time or at closing.

Stories that could be read today: *Designed by God, So I Must Be Special* or *We Are All Alike...We are All Different*.

Full Video can be watched: *You are Special* by Max Lucado.

<https://www.youtube.com/watch?v=15QuHygLwFU>

Show video clip on YouTube from Veggie Tales, God Loves Me from the VeggieTale movie God Made You Special. <https://www.youtube.com/watch?v=Nlnuv5rOsvA>

5. Complete Performance Task #1.

### Lesson 2 – (LAO # 6,7, 8, 9, 10)

Tuesday

1. Prepare poem "God Made Me Special" on chart paper or sentence strips ahead of time (see materials). Have students echo read it, find words they know, and listen and identify rhyming words. Remind the students that we are all made in God's image and children of God.
2. Divide the students into two groups. Have them form an inner circle and an outer circle. Have the inner group face outward and the outer group face inward towards the center. Ask the children to take a look at their own hands and remember what they see. Have them hold their hands up as if they were trying to reach the stars with both hands.

Now have them turn and face another student in the other circle. (If not even numbered students, teacher participates). Have them put their hand up against the student's hand and compare size,

shape, fingernails, color, etc. Now have the outside circle move one person to the right (inner circle does not move) and compare hands again. Keep moving until everyone from the inner circle has compared hands with everyone in the outer circle.

Ask them if all the students have the same size hands; the same length of fingernails; the same color; the same finger length, etc. Remind them that God created all of us and that each one of us is unique – no two people are alike.

3. Teach: We are different in how we look and what we can do as well. Discuss some ways that we can use our hands to do God's work, give a hug, high-five a friend, pick up trash, make a card for someone who is sick, make our beds, help our parents clean, pick up toys etc...
4. Lead students to the awareness that each person is unique and special. No two hands are the same. Each of us has special gifts that God has given to us. When we share our gifts and talents, everyone has what they need and work gets done. Have the students think about ways they can use their hands to help other people and spread the love of Jesus.
5. End with this rhyme: Happy hands are helping hands. And helping hands are blest. So I will give my little hands to the ones I love the best.
6. Complete performance task #2.

### **Lesson 3 – (LAO # 11 )**

**Wednesday**

1. Ahead of time, prepare a set of the Good Shepherd and his sheep (need to make more than one sheep). Read the story of the Good Shepherd from a Children's Bible. Act out the story using the toilet paper tube puppets while reading or after reading. "This is the Good Shepherd, and these are his sheep". "The sheep know his voice. He calls his own sheep by name, and leads them out" (Take out shepherd, and take out the sheep one at a time behind the shepherd. Have him call the sheep by your student's names.) If a shepherd has 100 sheep and one of them gets lost, he will leave the others and go in search of the lost one." (Have the shepherd go and find the lost sheep). "And when he has found it, he lays it on his shoulders rejoicing! And when he comes home, he says 'Rejoice with me because I have found my sheep which was lost' and all the sheep are filled with joy! They are all together again with the Good Shepherd."
2. Ask the students questions about the story: Who is this? The shepherd. What kind of animal does God say that we are like sometimes? His sheep. Whose voice do the sheep listen to? The Shepherd. Whose voice should we listen to? Jesus, Parents, Teachers etc. Who is our Good Shepherd? Jesus
3. Teach and discuss: We are all called to follow Jesus. Jesus is the Good Shepherd who loves us and knows us by name. Sometimes, people lose their way, like the sheep. Jesus is always there for us to help us find our way back to God. What can we do to be a shepherd for Jesus? How can we be like the Good Shepherd? Who in our lives do we know that our like the Good Shepherd? (parents, priests, teachers, etc.) Lead students to the awareness that Jesus leads us to our vocation and people in our lives like parents, teachers and especially priests guide us like the Good Shepherd.
4. Performance task #3.

1. Discuss that God loves us so much and he wants us to be happy. God’s plan for us will make us happy. Introduce Saint Francis as someone who followed God’s plan.
2. Read to the students a story about St. Francis. Discuss how God made St. Francis special. What were his talents and gifts? How did he use his gifts to follow God’s plan and serve others? Read the “Prayer of St. Francis” – explain in child terms what each means and how to be a peacemaker. Share ideas on how to be a peacemaker in school, family, and the world.
3. Performance Task #3. Tell the children that St. Francis’ actions brought peace to the people around him. Ask: In what ways can you bring peace and God’s love to others? Write in journals about one way they can be like St. Francis and be a peacemaker and/or bring peace to the world. While writing and drawing, students can listen to the song: Make Me a Channel of Your Peace.  
[https://www.youtube.com/watch?v=mT8bybL\\_DqY](https://www.youtube.com/watch?v=mT8bybL_DqY) (song with pictures)  
<https://www.youtube.com/watch?v=ihhvm6eLWZI> (song with just lyrics)  
 The song: Teaching Peace by Red Grammar always works nicely with this lesson.  
<https://www.youtube.com/watch?v=tYtFDQLazX8>
4. Performance task #4.

## Lesson 5- (LAO# 14)

Friday

1. Bring the week to a close by having a conversation about God loving us and wanting us to be happy. God wants people to be happy. We can be happy by following the plan that God has for us. God wants some people to marry and follow their vocation. God wants some people to marry and then He gives them the gift of children. God wants some people to be happy by becoming Deacons, sisters/brothers and priests. God has a great plan for all of us because he loves us so much.
2. Write on the board: God Loves Us

**Teacher:** When we are sad, lonely or hurting; we know...

**Students:** God Loves Us.

**Teacher:** When we do the wrong thing and ask for forgiveness...

**Students:** God Loves Us.

**Teacher:** When I hear the story of the Good Shepherd, I think...

**Students:** God Loves Us.

**Teacher:** Through the work of St. Francis, I feel...

**Students:** God Loves Us.

**Teacher:** When I use my special gifts and talents, I know...

**Students:** God Loves Us.

**Closing prayer:**

Dear God,

Thank you for always loving me and wanting me to be happy.

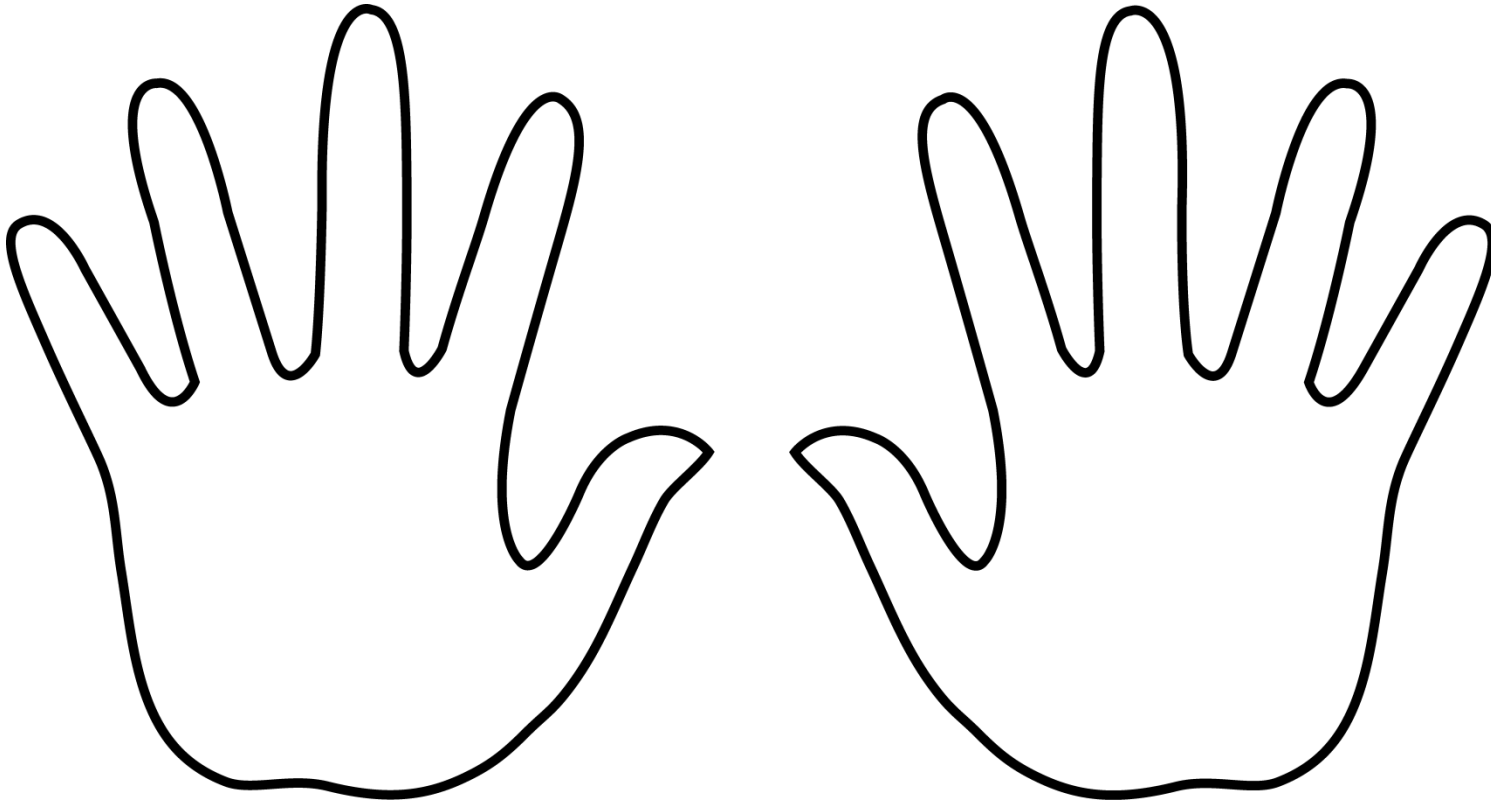
We will show our love for you by taking good care of ourselves, others and the world that you created. Please help me to follow the great plans you have for me.

Amen.

3. **Final assessment** (see performance task)




I have helping hands.




Love and service go hand in hand.

Shepherd



cut along outside edge


Sheep



Cut TP Tube to  
this height


cut along outside edge

# Saint Francis of Assisi




A man who loved God  
with all his heart!

God Made Me



I am special!

God Made Me



I am special!